



Application site:
<https://portal.yonsei.ac.kr/ui/index.html>

환영합니다!

진리와 자유를 향한 연세의 도전
YONSEI PORTAL

YONSEI UNIVERSITY

로그인 (Login)

개인정보처리방침(신촌·국제) | 개인정보처리방침(미래)



YONSEI SERVICE

 학사정보시스템	 학부 수강신청	 대학원 수강신청
 수강편람조회	 성적평가조회	 온라인강의 (LearnUs)

학사 LINK

공통 신촌 미래

전자출결	온라인강의(LearnUs)
학부모서비스	대학원입학지원
Inbound 교환학생 신청	학생증발급

YONSEI NOTICE

더보기 +

학사	졸업 논문 외부 심사위원 메뉴얼	2023-04-20
전체	구글 OTP 2차인증 (Google OTP two Fac...	2022-11-07

Language change buttons

KOR
ENG

 인터넷증명서	 웹메일	 신촌 IT
 미래 IT서비스	 국제캠퍼스 셔틀버스	 미래 통학버스

행정 LINK

공통 신촌 미래

ERP 행정정보시스템	윤리센터
연구관리	YRI(통합연구업적)
공간대관시스템	신분증 발급
협업시스템(그룹웨어)	

QUICK MENU

연세대학교	연세의료원
연세동문회	통합연구관리
커리어연세	연세에너지 플랫폼 YEPS

For newly admitted student,

When you log into the Yonsei portal with your D.O.B for the first time, you will see the pop-up message to change your password.

- ★ Please set your new password and re-log in with your new password.
- ★ New password should be between 9 – 13 characters long.

The screenshot shows the Yonsei University login portal. At the top, there is a red arrow pointing down with the text "LOG-IN". The portal header includes the Yonsei University logo and the text "연세대학교 YONSEI UNIVERSITY". Below the header, there is a red-bordered box containing the following text:

※ 기존 연세포탈(<https://portal.yonsei.ac.kr>)의 비밀번호로 로그인
해 주십시오

ID : Student ID number (2025***)**

Initial password : your D.O.B(YMMDD)

로그인 정보 > ID : 교직원 번호, 초기비밀번호 : 생년월일 6자리
INFO > ID : Employee number, Init PW: BirthDay (6 digit)

Below the red-bordered box is a blue button labeled "로그인(Login)". To the right of the login form is a vertical sidebar with several buttons: "아이디 찾기", "임시 비밀번호 발급", "입학전 신입생 비밀번호 초기화(RESET PW)", and "RESET PW for SAY/YISS/WAY". A yellow arrow points from the "RESET PW for SAY/YISS/WAY" button to a yellow text box at the bottom right.

If you forgot your password, click the [RESET PW for SAY/YISS/WAY] button to reset your password.



YONSEI SERVICE

 Academic Information System	 Undergraduate Course Enrollment	 Graduate Course Enrollment
 Course Catalogue and Syllabus	 Final Grades for Current Semester	 LearnUs

ACADEMIC LINK Common Sinchon Mirae

Electronic Roster		LearnUs
Parent Service		Graduate Admissions ...
Inbound Study Abroad ...		Issue Student ID

YONSEI NOTICE More +

학사 졸업 논문 외부 심사위원 메뉴얼	2023-04-20
전체 구글 OTP 2차인증 (Google OTP two Fac...)	2022-11-07

IT SERVICE

 Online Transcripts & Certificates	 Web Mail	 IT Service(Sinchon)
 IT Service(Mirae)	 Int'l Campus Shuttle Bus	 Wonju Shuttle Bus Notice

ADMIN. LINK Common Sinchon Mirae

ERP Administration Info...		Ethics Center
Research Management		Yonsei Researcher Inf...
Space Reservation Syst...		Issue ID Card
Groupware		Year-end Tax Settlem...

QUICK MENU

Yonsei Homepage	Medical Center
Alumni Association	Integrated Information System
Career Yonsei	YEPS(Yonsei Energy Platform Service)



SEARCH

✓Dorm(Sincho

Bookmark

학생

- APPLICATION [입사신청](#)
- ROOMMATE REQUEST
- Refund before move_in
- MOVE-IN/입사
- Refund after move_in
- MOVE-OUT/퇴사
- EXTENSION/연장신청
- Dorm Status
- Repair Request
- Certificate of Residence
- Bill & Receipt
- Meetingroom Reservatio

학생

APPLICATION 입사신청


- ROOMMATE REQUEST
- Refund before move_in
- MOVE-IN/입사
- Refund after move_in
- MOVE-OUT/퇴사
- EXTENSION/연장신청
- Dorm Status
- Repair Request
- Certificate of Residence
- Bill & Receipt
- Meetingroom Reservatio

CLICK!

Select 'Dorm(Sinchon)' under Academic Information, and select the first menu [Application/입사신청].

신청하실 생활관 모집전형을 선택하여 주세요. (입사신청 기간에만 아래 입력영역이 활성화됩니다.)

Click the arrow



Click the dropdown button and select your housing term.
You can see the options below from 10 a.m. on April 7th.


[KLI] 2026 SUMMER Special - MUAKE HOUSE → You must select this option.

- ❌ Only available on PC or tablet PC
- ❌ The application page is open at 10 a.m. KST on the first day of the housing application period.
- ❌ You can submit your housing application once the application period starts.

Step 1: Fill out the employment application form > Step 2: Apply for employment (submit application) > Step 3 Document verification > 4th stage non-selection > Stage 4 selection > Step 5: Wait for deposit (invoice issuance) > Step 6 Deposit confirmation > Step 7: Registration confirmation (room assignment)

Cancellation of employment > Cancellation before selection > Request for refund > Refund completed

Basic Information

Student ID.	Fill out the requested information for the application. Columns with red flags are mandatory.			Gender	<input type="radio"/> Male <input checked="" type="radio"/> Female
Faculty (Department)				Nationality	United States of America
Address				In order to input the address, select the  search button.	
Mobile Phone	Emergency contact <input type="text"/>				

Additional information

Guardian's address (include contact info)	<input type="text"/>	<input type="text"/>	<input type="text"/>	Same as basic information
---	----------------------	----------------------	----------------------	---------------------------

주소조회

SEARCH **Direct Input** ← **CLICK!**

Postal Code

Address

Confirm Cancel

Click [Direct Input] and type your address and postal code.
 ※ If your postal code is a mixture of alphabet and numbers, please put [0000].

Refund information

Bank	<input type="text"/>	Account Owner	<input type="text"/>	Account number (enter without '-')	<input type="text"/>	Account check	<input type="checkbox"/>	Confirm
------	----------------------	---------------	----------------------	------------------------------------	----------------------	---------------	--------------------------	---------

Foreign exchange refund information

Bank	<input type="text"/>	Receiving country	<input type="text"/>	Refund bank address	<input type="text"/>
Refund bank code	<input type="text"/>	Refund account number	<input type="text"/>	Refund account address	<input type="text"/>
Refund branch name	<input type="text"/>				

No need to fill out the information in the yellow box.

Dormitory application information

1st choice dormitory	<input type="text"/>	Select your first choice dormitory (required)	<input type="text"/>
----------------------	----------------------	---	----------------------

Only your 1st priority is considered.
No need to select your 2nd priority.

Attached Files [Please be sure to attach relevant documents with the last digits of your resident registration number masked (****). If your resident registration number is displayed, the attached file will be deleted and please resubmit.]



NEXT(SAVE)

Delete application

- Yonsei dormitory pledge
- Agreement on the Collection and Usage of Personal Information for the Dormitory Application
- Agreement on the Collection and Usage of Sensitive Information for the Dormitory Application
- Agreement on the Collection and Usage of parents Information for the Dormitory Application

TICK!

CLICK!

- View
- View
- View
- View

Previous

Next

Job application questions

question	answer	Select
[Bedtime] What time do you go to bed?	11 p.m. (or before)	<input type="checkbox"/>
	12 am	<input type="checkbox"/>
	1 am	<input type="checkbox"/>
	2am	<input type="checkbox"/>
	3 am (or later)	<input type="checkbox"/>
[Organization] Are your clean & organized?	Yes	<input type="checkbox"/>
	No	<input type="checkbox"/>
[Cleaning and tidying] How many times do you clean?	Once (week)	<input type="checkbox"/>
	2(week)	<input type="checkbox"/>
	3(week)	<input type="checkbox"/>
	6(week)	<input type="checkbox"/>
	Everyday	<input type="checkbox"/>
[Smoking status] Do you smoke cigarettes?	Yes	<input type="checkbox"/>
	No	<input type="checkbox"/>
[Sleep habits] Snoring or sleep bruxism) Do you have any sleeping habits?	No	<input type="checkbox"/>
	Yes	<input type="checkbox"/>
[Building Entry-Hindrance] Do you have any serious illnesses, conditions, or allergies?	Yes	<input type="checkbox"/>
	No	<input type="checkbox"/>

CHOOSE

CLICK!

before

next

Check application details

Basic Information

Student ID.	20	Name	A	G	Date of Birth	Gender	<input type="radio"/> Male <input checked="" type="radio"/> Female
Faculty (Department)	신촌 학점교류대학 국제교류학과					Nationality	United States of America

Additional information

Guardian address			
------------------	--	--	--

Refund information

Bank		Account number (enter without '-')		Account Owner	
------	--	------------------------------------	--	---------------	--

Foreign exchange refund information

Bank		Receiving country		Refund bank address	
Refund bank code		Refund account number		Refund account address	
Refund branch name					

Dormitory application information

1st choice dormitory	SK국제학사(SK Global House)	2인실	2nd choice dormitory	
----------------------	-------------------------	-----	----------------------	--

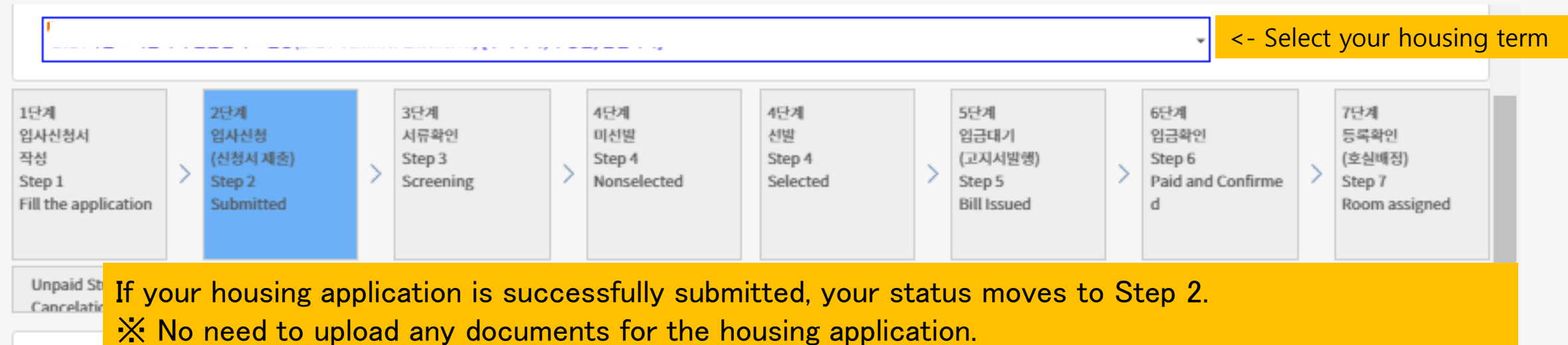
Attachment

※ Check that all the information correctly inputted before you submit your housing application.

CLICK!

Apply

How to check your application result



On the result day after 5 pm KST, If your application gets accepted, you're moved to Step5 (Bill issued). Otherwise, your status moves to step 4 (non selected).

Once your housing fee is confirmed, you're moved to Step6 (Paid and Confirmation). If you reach this step, your housing is confirmed and no further action is required from your side.

One week before the official check-in date, you're moved to Step7 (Room Assigned), and your room number will be available in the [Dorm Status] menu.

How to check your housing account number

Home Dorm(Sinchon) > 학생 > Invoice

납부영수증

Year & Semester

2026- Summer Semester

Korean

안내문

* Click the KOR/ENG button to see your bill's bank account numbers

* Below are only needed when you wire the money from outside of Korea.*

Name of Bank : Woori Bank, Yonsei Univ. Branch

Beneficiary : Yonsei University

Swift Code : HVBKRRSE

Address of Bank : Woori Bank, Yonsei University Branch, 50 Yonsei-ro, Seodaemun-gu, Seoul 03722, KOREA

Address of Receiver: Yonsei University, 50 Yonsei-ro, Seodaemun-gu, Seoul 03722, KOREA

If your housing application get accepted, you can find the bank information in [INVOICE] menu. Select your housing term and click the English button and then [confirmation of payment] will pop up. The account number is in it.

OFFICE OF UNIVERSITY HOUSING

YONSEI UNIVERSITY

50 Yonsei-ro, Seodaemun-gu,
Seoul, 03722 Korea
TEL : 02-2123-8419
FAX : 02-2123-8679



연 세 대 학 교

생 활 관

03722 서울특별시 서대문구
연세로50 연세대학교 생활관
TEL : 02-2123-8419
FAX : 02-2123-8679

Confirmation of Payment

Dormitory 연세대학교 생활관 SK국제학사(SK Global House) Room 1인실

Name Student ID

상세내역 BANK(WOORI) : 287

Date of Payment	Description	Amount	Reference
	여론학기	1,634,000	0

This is to confirm that the payment is completed.

2024년 05월 23일

Housing Office Yonsei University



OFFICE OF UNIVERSITY HOUSING
YONSEI UNIVERSITY
50 Yonsei-ro, Seodaemun-gu,
Seoul, 03722 Korea
TEL : 02-2123-8419
FAX : 02-2123-8679



연 세 대 학 교
생 활 관
03722 서울특별시 서대문구
연세로50 연세대학교 생활관
TEL : 02-2123-8419
FAX : 02-2123-8679

Confirmation of Payment

Dormitory 연세대학교 생활관 SK국제학사(SK Global House) Room 1인실

Name [REDACTED] Student ID [REDACTED]

상세내역 BANK(WOODRI) : 287 [REDACTED]

Date of Payment	Description	Amount	Reference
	1학기	3,000,000	0

Dorm type that you're assigned

★ Attention ★
The account number is different from the one for tuition & every student has a unique account number. You should send the housing fee to the bank account for your housing listed in the confirmation of payment.

Account number

Housing fee

Amount that we receive from you

This phrase is a default message. So you can see this message even if the payment has not been made yet.

This is to confirm that the payment is completed.

Housing Office Yonsei University



Roommate request

This request is for in case you have a specific person that you want to room with.


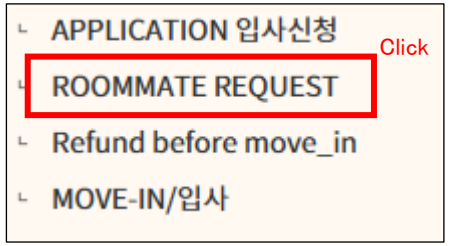
- We do not send you the confirmation email.
- You can check your room number in the [Dorm status] menu from a week before the official check -in day.
- If you and your friend are assigned to a different room, please email us.

Select 'Dorm(Sinchon)' under Academic Information,

Select the menu [ROOMMATE REQUEST] and choose your housing term.

Put your friend's admission number (or student ID number).

Your friend should approve your request to make sure both agree to room together.



Information on Roommate Application

Student ID		Name	
Year/Semester	2024-2	신청생활관	SK국제학사(SK Global House) 2인실
Roommate	학번(수험번호) 입력		
Roommate2	학번(수험번호) 입력		
Reasons for applying			

Apply

Approval Request History

Year/Semester	2024-2
Approval Request	
	상세보기